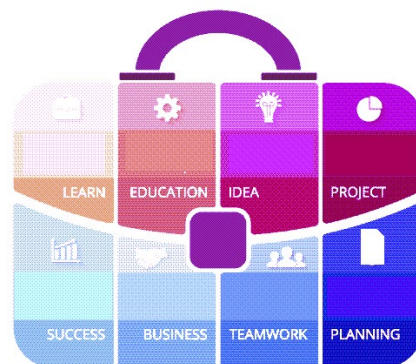




Poll Everywhere in





Tips and Tricks for the Teacher's Toolbox

Issue 30



Poll Everywhere

PowerPoint for Windows

New Insert Convert to poll Tools Log in Configuration Settings About

Log in

1 Getting started with Poll Everywhere in PowerPoint for Windows

2 Contents

- Back to Contents
- Introduction
- Getting started
- What is Poll Everywhere?
- Organizing your students
- Organizing your students

3 What is Poll Everywhere?

Get questions in a matter of seconds, in a matter of minutes. All you need is a computer and a projector. No special software or hardware is required. It's that easy.

See how to do it on the next slide.

4 Organizing your students

Organizing your students is the first step in getting your students ready to use Poll Everywhere. This slide will show you how to do it.

See how to do it on the next slide.

5 Organizing your students

Organizing your students is the first step in getting your students ready to use Poll Everywhere. This slide will show you how to do it.

See how to do it on the next slide.



Getting started with Poll Everywhere

in PowerPoint for Windows



Inserting instructions slides with Poll Everywhere for Windows



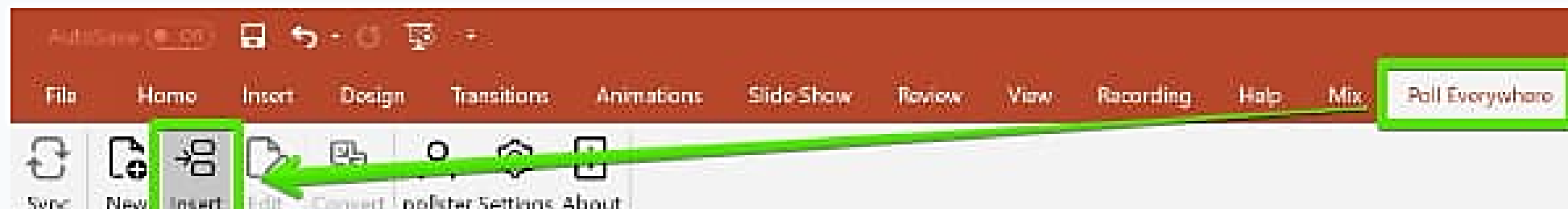
The Team from Poll Everywhere

7 months ago · Updated

With the Poll Everywhere for Windows app, you can insert an instruction slide into your deck which shows your audience how to join your presentation. This is a really handy, graphical tool which helps your participants get quickly up and running.

Step 1: Open a new or existing PowerPoint presentation.

Step 2: Navigate to **Poll Everywhere > Insert** then select **Instructions....**





Poll Everywhere

PowerPoint for Mac

Mac OS window title: Poll Everywhere in PowerPoint for Mac

PowerPoint Ribbon: Home, Insert, Design, Transitions, Animations, Slide Show, Review, View, Acrobat

PowerPoint Ribbon Tools: Paste, Cut, Copy, Format, Layout, Reset, Section, New Slide, Convert to SmartArt, Picture, Shapes, Text Box, Arrange, Quick Styles

Slide 1: Getting started with Poll Everywhere
in PowerPoint for Mac

Slide 2: Contents

Slide 3: What is Poll Everywhere?

Slide 4: Registering your students

Modal Window: Poll Everywhere

Please log in or sign up to use live polling.

Log in | Sign up

Email or Username: mac

Password:

Log in

By proceeding you agree to Poll Everywhere's Terms of Service and Privacy Policy.

Video Player Controls: Play, CC, Settings, Full Screen, Exit Full Screen

Mac

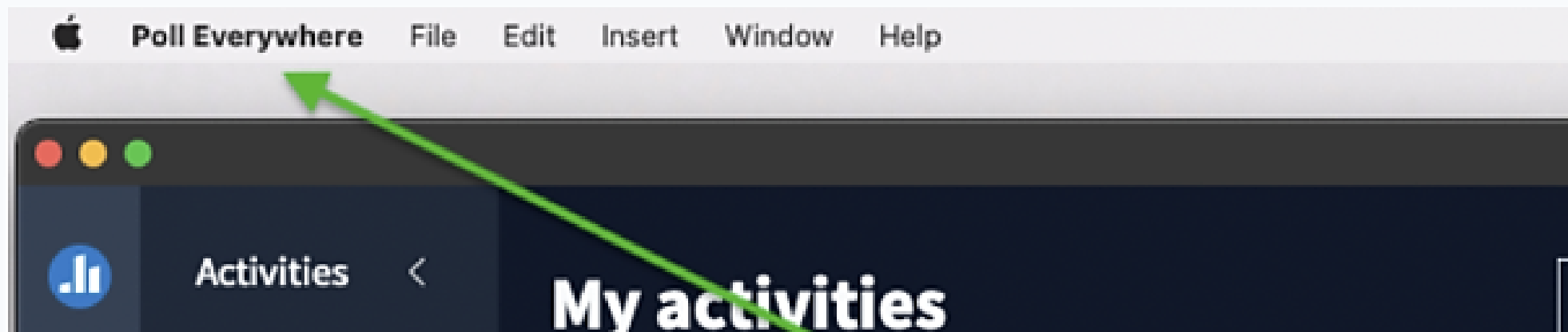


The Team from Poll Everywhere

2 months ago · Updated

With the Poll Everywhere for Mac app, you can insert an instruction slide into your deck which shows your audience how to join your presentation. This is a really handy, graphical tool which helps your participants get quickly up and running.

Step 1: Click the Poll Everywhere icon in the doc to bring the app to the forefront so the app name appear in the toolbar at the top of the screen.





We hope this
information was useful!